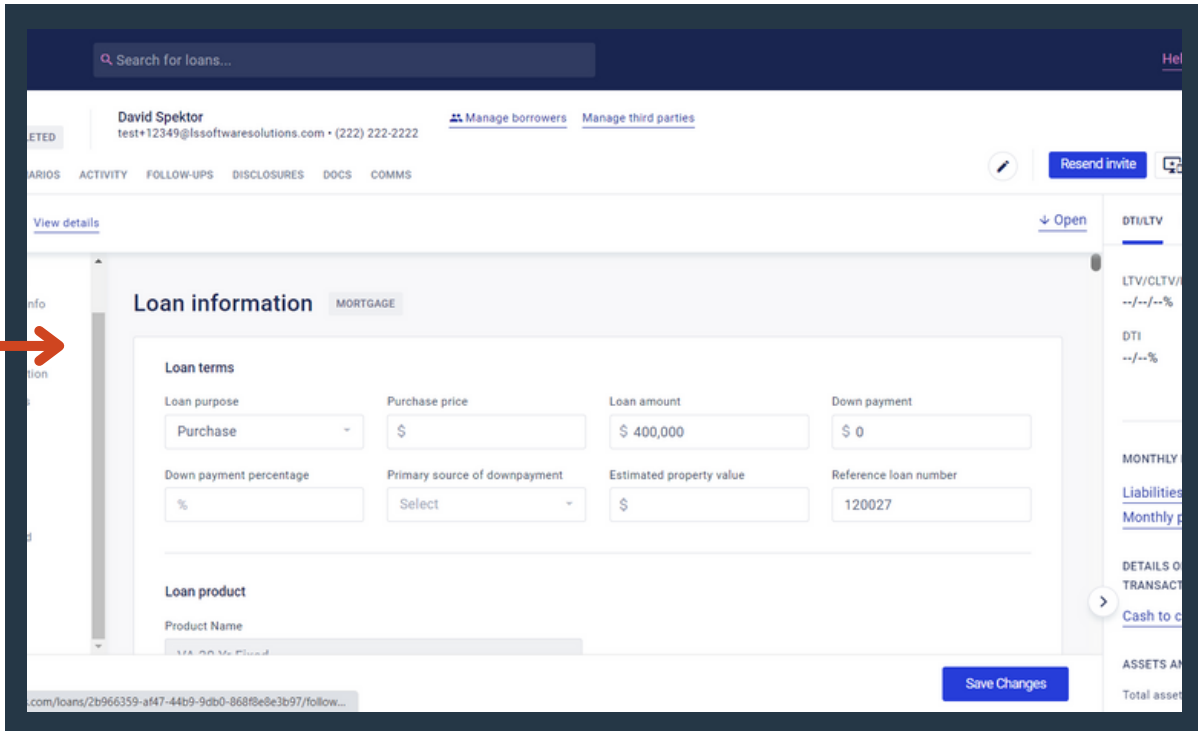
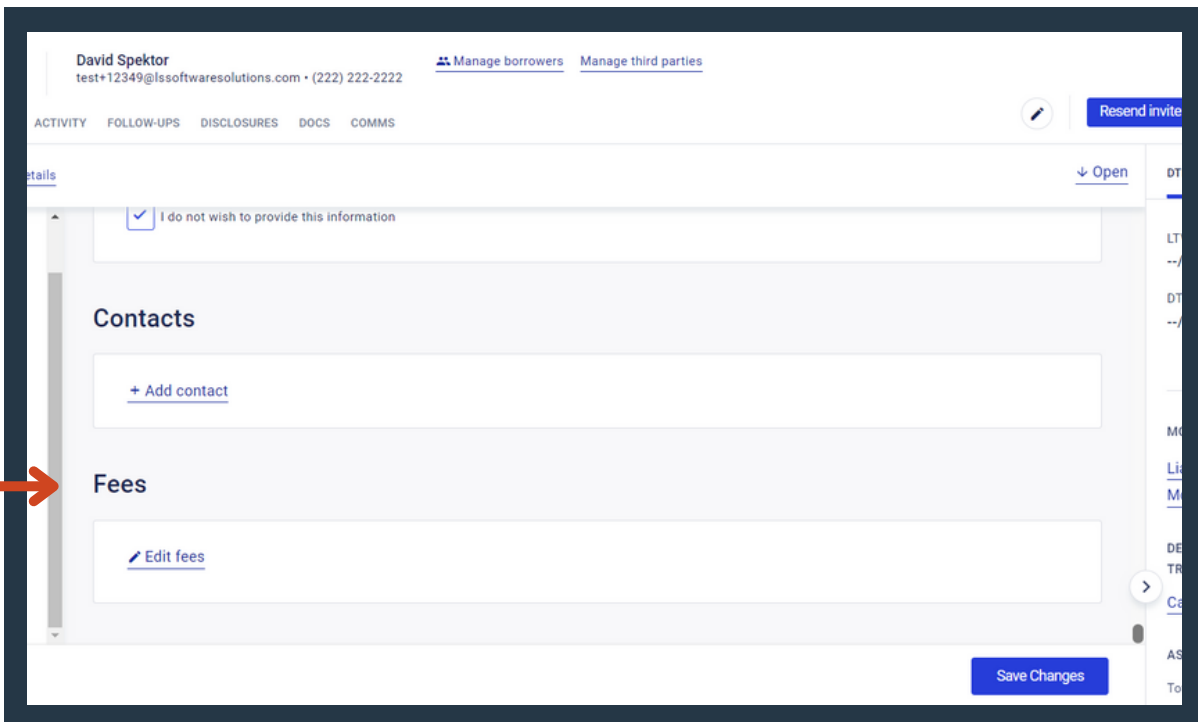




Step 1: Navigate to the 'Fees' section of your Blend scenario



Step 2: Select Edit Fees at the bottom of your application screen





Step 3: Once in the closing cost section of the application, select the 3rd Party Fees button at the top of the page

Closing costs paid by borrower \$13,072.00 Pull Third Party Fees

Loan costs		\$10,867.00
Origination Costs		\$9,276.00
Origination Fee	Paid by borrower	\$ 0
Total Points		\$9,276.00
Points	2.287%	\$9,276.00
Origination Credit	0%	\$0.00
Services a borrower can not shop for		\$0.00
Appraisal Fee	Paid by borrower	\$ 0
Condo Questionnaire	Paid by borrower	\$ 0

Borrower Summary	
Down Payment	\$0.00
Closing Costs	\$3,796.00
Fees	\$3,796.00
Prepays	\$0.00
Total Points	\$9,276.00
Other details of transaction	\$0.00
<b>Borrower Cash to close</b>	<b>\$13,072.00</b>

Loan Information	
Purchase Price	
Loan Amount	\$400,000.00
Assets	<span>Cancel</span>

Step 4: Answer any questions in the 'Third Party Fees' popup window, select the title agent that you would like to disclose, then select Pull Fees

**Third Party Fee Questions**

Is this property solely a principal residence?

Is this a purchase money mortgage (associated with a purchase) being recorded at the same time with a deed?

Is buyer a qualified first time buyer of owner occupied residential property?

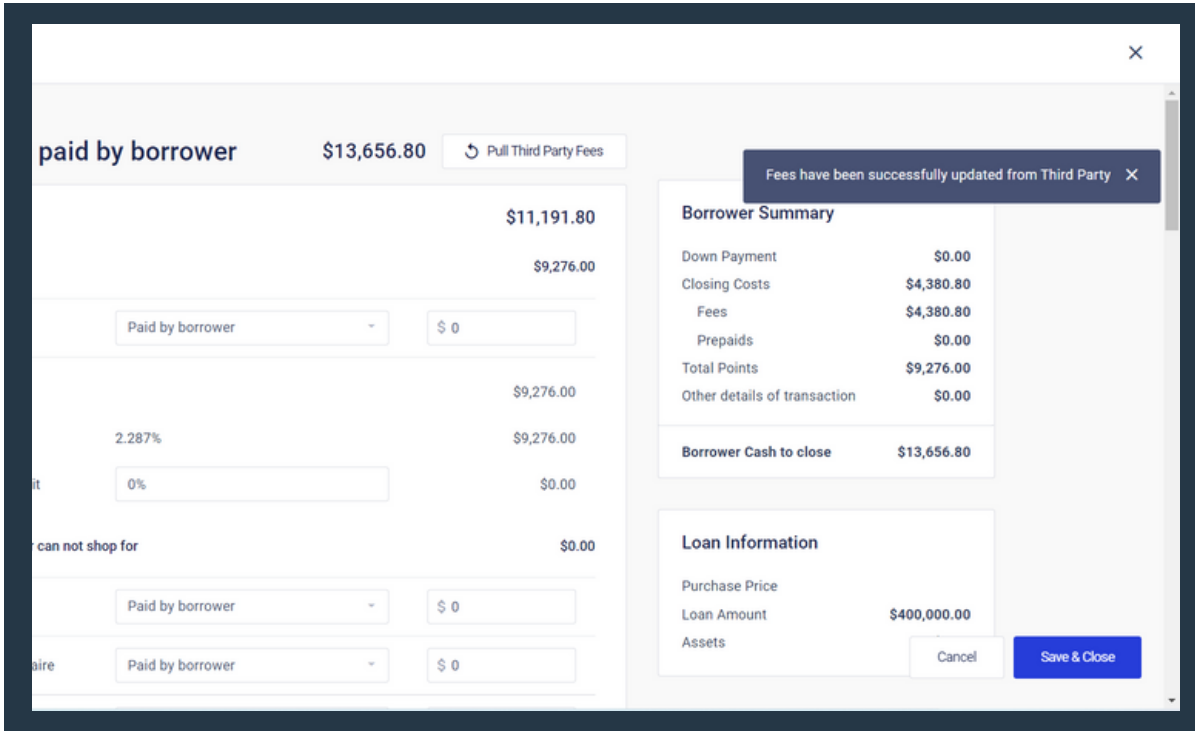
Is this property an owner occupied primary residence?

Title Agents

Pull fees



Step 5: Once you have selected Get Fees you will see the fees have been pulled into your Blend environment with a grey confirmation box on the upper right side of the screen.



Step 6: Save and Close

